

# Reception home learning pack

## Burlington Infant School




Please read the Jack And The Beanstalk PowerPoint to your child before completing these activities. This can be found on the school website below this pack.

# Discuss the story together

- Talk together about what happened in the story

Here are some questions to ask your child:

- Did you enjoy the story?
- What was your favourite part?
- How do you think Jack was feeling when he saw the giant?
- How was Jack's mum feeling when Jack brought home the magic beans?
- Would you have climbed up the beanstalk?
- Can you think of other words to describe Jack and the giant?
- If you had some magic beans what would you like them to turn into?




Now read these words together and  
talk about what they mean

- harp
- giant
- beanstalk
- magic
- axe
- castle
- poor



Here are some words from the story that your child can read and write using their phonic knowledge to sound them out;

You may want to make some flash cards with the following words or simply read them on screen.



Jack

egg

hen

big


fell

Mum




# Some activities to try

- Can you design your own magic beans?
- Can you draw your own giant?
- Can you find out how to grow a bean? What do seeds need to grow?
- Can you plant a seed and watch it grow, you could keep a diary of it growing.
- Can you draw a castle? - think about the shapes  
<http://kiddopedia.net/how-to-draw-a-castle-step-by-step-for-kids/> this link shows you how.



- Can you retell the story or act it out? You could make some stick puppets (if you have a printer Twinkl have some that you can print).
- Could you change the story a little by adding your own characters or changing the ending?
- Can you build your own castle using construction toys or boxes you have at home?





- Can you make your own beanstalk using empty boxes or craft materials that you have at home?



- Can you write a list of things that Jack/you might buy with the money?
- Can you find out about the life cycle of a bean? - twinkl have a time lapse video you can watch.
- Write (or ask your grown up to write for you) a speech bubble for the different characters in the story

# Problem solving - Shape, space and measures



- The beanstalk grew very tall! Can you find 3 things in your house that are taller than you?
- Can you find 3 things that are smaller than you?
- How tall are you?
- Who is the tallest in your house?
- Who is the smallest?
- Who has the biggest feet? Can you find a way to measure this?
- Have a look at different coins with your grown up. Can you find a golden coin? How much is it worth? Find out what you could buy with it?




# Can you solve these number problems?



- If the old man had 5 magic beans and he gave Jack 3 of them, how many would be left?
- If the giant had 10 golden coins and Jack took 6 of them, how many would the giant have left?
- If Jack had 6 golden coins and he gave 1 away, how many would he have left?
- Jack took 1 hen, 1 harp and 5 golden coins, how many things did he take all together?
- If the golden hen lay 6 eggs one day and 4 the next, how many will there be all together?

# Jack and the Beanstalk I Spy and Add to 10



## Jack and the Beanstalk I Spy and Add to 10

Count the number of each Jack and the Beanstalk picture needed in the addition number sentence. Write the numbers in the boxes to create and then solve an addition number sentence.

$$\text{Axe} + \boxed{\phantom{00}} + \text{Jack} \boxed{\phantom{00}} = \boxed{\phantom{00}}$$

$$\text{Harp} + \boxed{\phantom{00}} + \text{Cow} \boxed{\phantom{00}} = \boxed{\phantom{00}}$$

$$\text{Egg} + \boxed{\phantom{00}} + \text{Jack} \boxed{\phantom{00}} = \boxed{\phantom{00}}$$

$$\text{Harp} + \boxed{\phantom{00}} + \text{Cloud} \boxed{\phantom{00}} = \boxed{\phantom{00}}$$

$$\text{Bean} + \boxed{\phantom{00}} + \text{Cow} \boxed{\phantom{00}} = \boxed{\phantom{00}}$$

# Sing ...

## **I'm a Little Bean Song**

*(Sing to the tune of 'I'm a Little Teapot'. )*

I'm a little bean small and round,  
(curl up on the floor)  
Bury me deep into the soft ground,  
(sung in a very low deep voice)  
Sprinkle me with water,  
(act out watering can)  
Sunshine too,  
(hands out wide)  
Watch me grow as tall as you.  
(stretch to the sky)

# Move ....

You could play a game of magic beans.

## Magic Beans

**You will need** - Whole class, large space.

**Actions**

 <p><b>Broad beans</b> Stand with legs apart and arms out to the side.</p>	 <p><b>Stick beans</b> Stand tall with arms at sides.</p>	 <p><b>Baked beans</b> Sit down with feet off the ground.</p>
 <p><b>Runner beans</b> Run around.</p>	 <p><b>Jumping beans</b> Jump.</p>	 <p><b>Frozen beans</b> Freeze (stay still)</p>
 <p><b>Chilli beans</b> Shiver.</p>	 <p><b>Jelly beans</b> Wobble.</p>	 <p><b>Magic beans</b> Run around (avoid getting caught)</p>

**What you do**  
After a warm – up session, introduce the game "Magic Beans" and explain/demonstrate the different actions. When you shout "Magic beans" you have to catch two children and they become your helpers. The game continues until there's one boy and girl left.